

BTEC Level 3 Computing and IT, Reading College

Oliver Davies

About me

- Started working in laptop repair and refurbishment in 2004.
- Self-taught freelance Software Developer since 2007.
- Full-time Software Developer since 2010.
- Lead Software Developer at Transport for Wales.
- Advocate and enthusiast of open source software.
- Developer, Consultant, Trainer
- Public speaker



My education and qualifications

- 2003: 12 GCSEs C grade or above.
- 2004–2005: City & Guilds Level 2 Diploma for IT Professionals.
- 2004–2005: National Traineeship for IT Users (Level 2 ITQ for IT Users, Key Skills, CLAIT).
- 2005–2006: City & Guilds Level 3 Advanced Diploma for IT Professionals.
- 2007: OCN Level 2 Build Your Own PC.
- 2007–2009: HNC Computing (End User Support).

What I use

- HTML
- CSS
- JavaScript
- PHP
- MySQL
- Drupal
- Git
- Linux/Nix



How I started

- 2nd Dan TAGB Tae Kwon-Do Black Belt.
- Built a website to show class times, locations, news, etc.
- Started with HTML and CSS.
- Evolved to PHP and MySQL, then Drupal.





Home > Designing Your Website > Webmaster's Corner

Developing my website using PHP and MySQL

opdavies posted this at 13:13 — 9th July 2008.

He has: **14 posts**
Joined: Jul 2008

My website is currently all static HTML pages, and I've been looking into developing it into a dynamic PHP website with all the information stored in a MySQL database. It's for a Taekwondo club that I train at, and I'm just wondering how I'd go about organising the information.

For example,

The basic PHP site that I've built to learn it with is set up using pages and subjects, and the pages are listed accordingly - 'new_page.php', 'edit_page.php', 'new_subject.php', 'edit_subject.php' etc. There is one 'index.php' page, and the number changes for each page that's loaded. For example, as 'About Us' is position 2, the page URL is 'index.php?page=2' etc.

Now I want to go one step further and add a few more levels. For example, one page will be labeled 'Profiles' and will contain Profiles and information of the club's Black Belts. However, I don't see how I'd be able to do this using just the one 'index.php' page?

Other similar websites I've looked at are broken up onto different pages - 'about.php', 'news.php', 'classes.php' etc., and these pages are then expanded - i.e. 'profiles.php?id=1' or 'news.php?id=3'.

But, how would I then set up an edit_page.php and link this to every page to edit each page?



Recent posts

Username:

Password:

Log in

[Create new account](#)

[Request new password](#)



decibel.places posted this at 14:14 — 13th July 2008.



He has:
[1,494 posts](#)
Joined: Jun 2008

Quote:

Also, is there a way to set up different levels of users to the site? Obviously, guests who can browse the site, and Administrators who can edit the main content, but could I add users who can upload and edit their own Profile for example?

You have two choices:

#1

Import the site into a community portal, I would recommend [Drupal](#) (in use here at TWF)

Drupal has membership and profiles, customizable roles/permissions, and much more to offer

Some Drupal modules that help with this:

[Import HTML](#) and [Migrator](#) some more [import modules](#)

#2

Or set it up yourself on the existing site, try searching [HotScripts](#) or [SourceForge](#) for free script(s) to adapt

greg posted this at 15:50 — 14th July 2008.



One option is a registration and login script to assign people a specific username, and then you can use the usernames to determine what 'level' they have.

So superusers can edit images, text blah etc (whatever you want them to do) then administrators can do everything etc etc

After that

- Built my own website and blog.
- Cattery website rebuild.
- Started freelancing.
- Full-time in 2010 for Horse & Country TV.
- First agency role in 2011.
- First public speaking presentation in 2012.



What makes a website?

```
.htaccess  
assets/images/od-logo.jpg  
bco/index.html  
build/tailwind.css  
call/index.html  
daily/2024/03/18/automated-drupal-11-compatibility-fixes/index.html  
drupal-upgrade/index.html  
favicon.ico  
index.html  
podcast/19-sam-mortenson/index.html  
pricing/index.html  
talks/taking-flight-with-tailwind-css/index.html  
talks/tdd-test-driven-drupal/index.html
```

Levels of complexity

- Static website
- Static site generator (SSG)
- Framework or content management system (CMS)



Static website

- Easy to create.
- No build step.
- Easy and cheap to host.
- Fast.
- Secure.
- Difficult to maintain.



Static site generators

- More complex to create.
- Requires an additional tool and dependencies.
- Easy to maintain.
- Fast and secure.
- Difficult for multiple or non-technical people to edit.

Frameworks and CMSes

- More complicated to build and host.
- Knowledge of programming languages like PHP, Ruby, Go, etc.
- Databases to store data.
- Containerisation and orchestration.
- Powerful and flexible.

Free and open source software (FOSS)

- Code is public.
- Free to use.
- Open to contribution.
- Developed by companies, agencies, users, individuals, volunteers, hobbyists.
- Operating systems, programming languages, CMSES, CSS frameworks, text editors, standalone packages and scripts.
- Free code reviews.
- Code, documentation, mentoring, translation, event management, UX research.



My first job interview

- ~3 years of experience.
- In house working on Drupal 6.
- Passed the first stage interview.
- Able to show my blog posts and speak about the work I'd done.
- Asked to pick an issue on Drupal.org and speak about how I'd fix it.



[Platform](#)[Solutions](#)[Develop](#)[Download](#)[Get Support](#)[Connect](#)[Support Drupal](#)[Get Started](#)

Drupal™

[Drupal core](#)[Issues](#)

Wrong message for blocked users who request password reset

Problem/Motivation

If a user with a blocked account tries to reset a password, this will fail with the error message

// Sorry, %name is not recognized as a username or an email address.

But if they think - OK my account has gone I'll create a new one they will get the message

// The username %name is already taken.
The email address %email is already taken.

Currently this is misleading for the user.

Proposed resolution

Closed (fixed)

Project: Drupal core

Version: 8.4.x-dev

Component: user.module

Priority: Normal

Category: Bug report

Assigned: Unassigned

Issue tags:
[#SrijanSprintDay](#)

Reporter: [seanburlington](#)

[Show 27 more files](#)

Comments



opdavies He/him English Wales Credit commented 15 years ago

#1

I've added some additional code to the user_pass_validate function to account for blocked users, and to display a different error message. The updated function is:

```
function user_pass_validate($form, &$form_state) {
    $name = trim($form_state['values']['name']);

    // Blocked accounts cannot request a new password,
    // check provided username and email against access rules.
    if (drupal_is_denied('user', $name) || drupal_is_denied('mail', $name)) {
        form_set_error('name', t('%name is not allowed to request a new
password.', array('%name' => $name)));
    }

    // Try to load by email.
    $account = user_load(array('mail' => $name, 'status' => 1));
    if (!$account) {
        // No success, try to load by name.
        $account = user_load(array('name' => $name, 'status' => 1));
    }

    $name = $form_state['values']['name'];
    // Check if the account name exists, and if the account status is '0'
    if (db_result(db_query("SELECT COUNT(*) FROM {users} WHERE name = '%s';",
$name)) && $account->status == 0) {
        form_set_error('name', t('The username %name has not been activated or
```

[Log in](#) or [register](#) to post comments



xjm she/her English Credit commented 10 years ago

#49

Status: Reviewed & tested by the community » **Patch (to be ported)**

I think this makes sense. Thanks all for the work on this issue!

// I think this should be `!$account->isActive()` that way we're maintaining the same logic as previously which would have ignored users where status equalled anything other than 1.

Nice catch!

As a usability improvement, this issue is a prioritized change as per <https://www.drupal.org/core/beta-changes> and its benefits outweigh any disruption. Committed and pushed to 8.0.x. Thanks!

Moving to 7.x for backport.

[Log in](#) or [register](#) to post comments

xjm committed **9cdd22c** on **8.0.x**

#50

Issue #753898 by corbacho, weri, opdavies, dscl, idebr, willzyx,...

[Log in](#) or [register](#) to post comments



opdavies He/him English Wales Credit commented 10 years ago

#51

Version: 8.0.x-dev » **7.x-dev**

[Log in](#) or [register](#) to post comments



sivaji_ganesh_jojodae Credit commented 10 years ago

#52

Software as a hobby

- Attending, organising and speaking at meetups and conferences.
- Open source contributions and maintenance.
- Mentoring, teaching and content creation.
- Homelab and home server.
- Refurbishing unwanted laptops.





Tim Millwood



@timmillwood

Following



Anyone wanna become maintainer or co-maintain Override Node Options [#Drupal](#) module?

6:29 PM - 23 Feb 2012

Override Node Options

[View](#)
[Version control](#)

The Override Node Options module allows permissions to be set to each field within the Authoring information and Publishing options field sets on the node form. It also allows selected field sets to be set as collapsed and / or collapsible.

Fieldset	Field	Access	Collapsed	Collapsible
Authoring information	Author			
Authoring information	Created			
Authoring information	Revised			
Authoring information	Published			
Authoring information	Unpublished			
Authoring information	Archived			
Authoring information	Unarchived			
Authoring information	Deleted			
Authoring information	Undeleted			
Authoring information	Restored			
Authoring information	Unrestored			
Authoring information	Published			
Authoring information	Unpublished			
Authoring information	Archived			
Authoring information	Unarchived			
Authoring information	Deleted			
Authoring information	Undeleted			
Authoring information	Restored			
Authoring information	Unrestored			

★ 86

To install:

1. Download, unpack and place in sites/all/modules/
2. Adjust access control in admin/user/permissions
3. Adjust Fieldset options in admin/settings/override_node_options

Note: Autocomplete "Authored by" field only works if user has "Access user profiles" permission.

For those wanting to allow users to view unpublished nodes may find this module useful, http://drupal.org/project/view_unpublished.

Drupal 8+

8.x-2.x is the currently supported version for Drupal 8+.

Project information

Project categories: [Access control](#), [Administration tools](#), [Content editing experience](#)

Maintainers



opdavies



dave reid



joachim



timmillwood

Issues for Override Node Options

To avoid duplicates, please search before submitting a new issue.

	Jul 2009	Oct 2009	Jan 2010	Apr 2010
Week	5.x	6.x	7.x	Total
April 29, 2012	98	7,067	2,047	9,212
April 22, 2012	93	7,389	2,051	9,533
April 15, 2012	96	7,336	1,943	9,375
April 8, 2012	109	7,219	1,829	9,157
April 1, 2012	97	7,312	1,906	9,315
March 25, 2012	102	7,416	1,944	9,462
March 18, 2012	100	7,393	1,682	9,175

	2014	2016		2018		2020	
Week	5.x-1.x	6.x-1.x	7.x-1.x	8.x-1.x	8.x-2.x	8.x-3.x	Total
November 10, 2024	4	202	10,429	0	27,588	0	38,223
November 3, 2024	3	218	10,397	0	27,807	0	38,425
October 27, 2024	2	226	10,329	0	26,838	0	37,395
October 20, 2024	2	204	10,273	0	29,136	0	39,615
October 13, 2024	2	202	10,502	0	28,491	0	39,197
October 6, 2024	3	218	10,618	0	26,779	0	37,618
September 29, 2024	3	218	10,536	0	26,815	0	37,572
September 22, 2024	3	212	10,610	0	26,221	0	37,046

172	RobotsTxt	38,585
173	Override Node Options	38,096
174	Flag	38,058



Oliver Davies

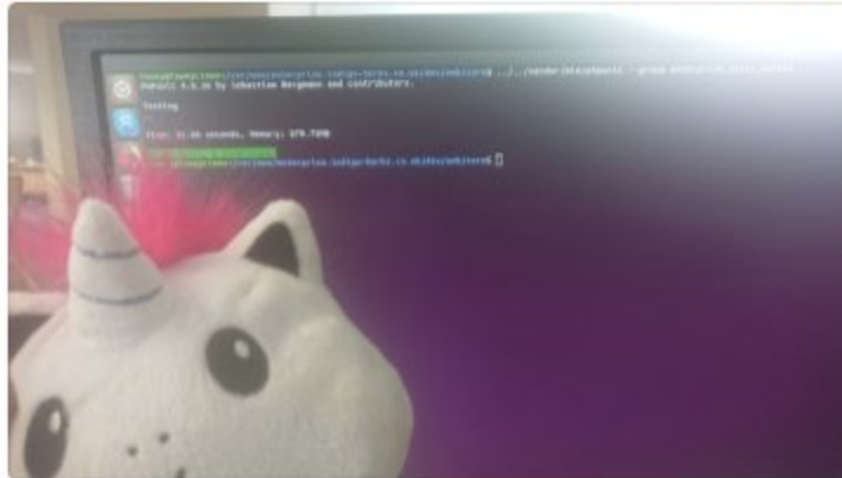
@opdavies




Made my day. 😊 @littlepixiez
@drupalsomerset

Tawny Bartlett Woo tests!!

Tawny Bartlett uploaded this image: [IMG_20180619_153539.jpg](#) ▼



7:41 PM - 19 Jun 2018



Tawny Bartlett

@littlepixiez

Following



Replying to @opdavies @drupalsomerset

Terrible quality photo but the talk drove me to test and it's great so far, it's really helped give me peace of mind and helped me uncover a bug I wouldn't have otherwise :) so thank you 😊

10:41 PM - 19 Jun 2018



In my homelab

- My website and several other static websites.
- Forgejo (Git repository hosting).
- Peertube (video backups and streaming).
- Jellyfin (media server).
- Immich (photos).
- Audio Bookshelf (podcasts and audiobooks).
- Paperless-ngx (document management).
- Home Assistant.



Presentations

Since September 2012, I have given 104 public talks and workshops at various conferences and meetups, in-person and remotely, on topics including PHP, Drupal, automated testing, Git, CSS, and systems administration.

Building Static Websites with Sculpin

How to use Sculpin to generate static HTML websites.

TDD - Test-Driven Drupal

How to write automated tests for Drupal, and how to create a new Drupal module using test driven development.

Taking Flight with Tailwind CSS

An introduction to the utility-first approach to writing CSS with a focus on the Tailwind CSS framework.

[Explore](#)[Help](#)[← Sign in](#)[📁 Repositories](#)[👤 Users](#)[🏢 Organizations](#)

Filter ▾

Sort ▾

**opdavies / nix-config**

Updated 7 hours ago

● Nix ☆ 0 📄 0

**opdavies / reading-college-demos**

Updated 7 hours ago

● Nix ☆ 0 📄 0

**opdavies / oliverdavies.uk**

Updated 19 hours ago

● Twig ☆ 0 📄 0

**opdavies / presentations**

Updated 2 days ago

● Nix ☆ 0 📄 0

**opdavies / drupal-nix-flake-example**

Updated 2 weeks ago

● Nix ☆ 0 📄 0

**opdavies / oliverdavies.uk-tome**

Updated 3 weeks ago

● Twig ☆ 0 📄 0

**opdavies / phpsw-sculpin-demo**

Updated 2 months ago

● Twig ☆ 0 📄 0

**opdavies / bootstrap-with-tailwind**

Updated 2 months ago

`php` `sculpin` `tailwind-css` `twig`

● Twig ☆ 0 📄 0

**opdavies / sculpin-demo**

Updated 2 months ago

● Twig ☆ 0 📄 0

**opdavies / ssg-test** Archived

Updated 3 months ago

● HTML ☆ 0 📄 0

**opdavies / sculpin-from-scratch-app**

Updated 4 months ago

● JavaScript ☆ 0 📄 0


**opdavies / learn-go-with-tests**

Updated 4 months ago

● Go ☆ 0 📄 0

Oliver's Videos

PeerTube, an ActivityPub-federated video streaming platform using P2P directly in your web browser.


 More info


Quick access

 Home

Platform powered by [PeerTube](#)
[Discover more platforms](#)


Discover **Browse videos**

 Recently added

 Trending

Videos on Oliver's Videos

Sensitive content: hidden [More filters](#) 

Sort by: Recently Added 

Yesterday's videos



opdavies_channel
PHPNW - Working with Workspace

1 day ago • 0 views



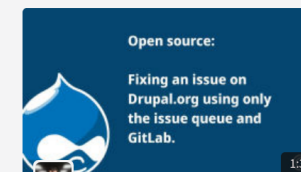
opdavies_channel
Refactoring the DrupalCamp Bristol 2019 schedule. Sculpin...

1 day ago • 0 views



opdavies_channel
Test Driven Drupal - adding related articles to the tdd_blo...

1 day ago • 0 views



opdavies_channel
Fixing an issue on Drupal.org using only the issue queue an...

1 day ago • 0 views



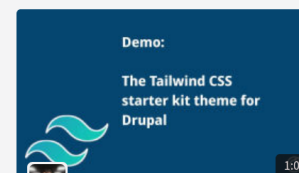
opdavies_channel
Having Fun with Drupal 8, PHP libraries and the Drupal.org A...

1 day ago • 0 views



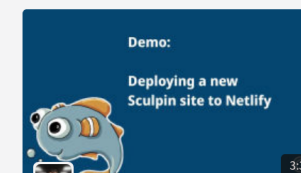
opdavies_channel
Using the Tailwind CSS starter kit theme with Drupal 8

1 day ago • 0 views



opdavies_channel
Demo of the Tailwind CSS starter theme for Drupal

1 day ago • 0 views



opdavies_channel
Deploying a new Sculpin site to Netlify

1 day ago • 0 views



Search your photos

Upload



Photos

Explore

Map

Sharing

LIBRARY

Favorites

Albums

Recent

Camera

DrupalCamp E...

Utilities

Archive

Trash

Storage space

1.6 TiB of 1.8 TiB used

Buy Immich



Server Online

v1.132.3

Mon 7 Apr




2025
2024
2023
2022
2021
2020
2019
2018
2017
2016
2015


Movies

MoviesSuggestionsTrailersFavouritesCollectionsGenres


A-Z




2012
2009




Airplane!
1980




The Amazing Spider-...
2012




Angels & Demons
2009




Anger Management
2003




Apollo 13
1995




Avatar
2009




The Avengers
2012




Avengers: Endgame
2019




Back to the Future
1985




Back to the Future Pa...
1989




Back to the Future Pa...
1990




Beethoven
1992




Beethoven's 2nd
1993




Beetlejuice
1988




Bill & Ted's Excellent ...
1989




Billy Madison
1995




The Bourne Identity
2002




"BOURNE LEGACY"
2011




BOURNE
2004




2007




Bruce Almighty
2003




THE BUCKET LIST
2006




CAPTAIN AMERICA
2011



2004



2007



1994

A
B
C
D
E
F
G
H
I
J
K
L
M
N
O
P
Q
R
S
T
U
V
W
X
Y
Z

Final thoughts

- Keep things simple.
- Release before you're ready.
- Update early and often.
- Always be learning.
- Document everything.
- Work and learn in the open.
- Own your content.

Thanks!

- <https://www.oliverdavies.uk>
- <https://www.oliverdavies.uk/daily>
- <https://www.oliverdavies.uk/homelab>
- <https://code.oliverdavies.uk>
- <https://videos.oliverdavies.uk>
- @opdavies@mastodon.social
- @opdavies@social.oliverdavies.uk